

Compilers Hub Access Guide

Quick Reference Card

Login with your corporate/private password

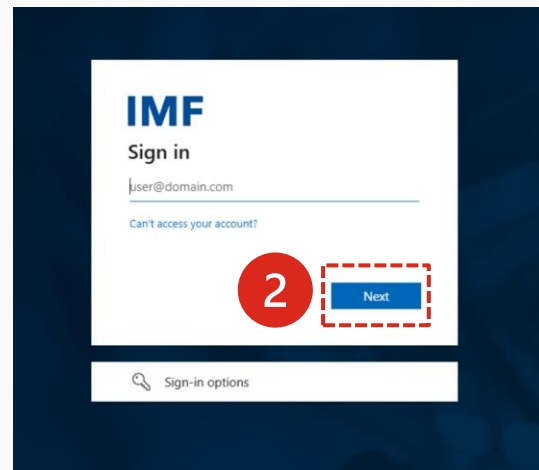
1. Visit the ICMStat [Compilers Hub portal](#).



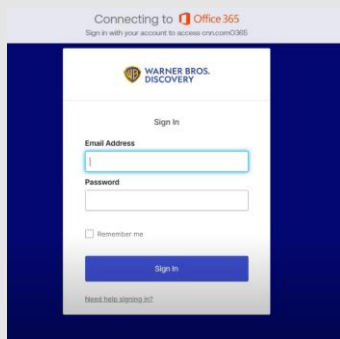
Select [Sign-In](#) at the top of the page.

You will be redirected to an IMF login page.

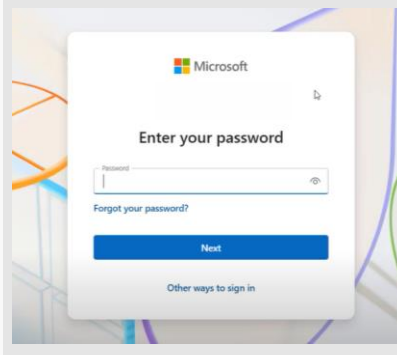
2. Enter your registered email address and click [Next](#). Then, enter your relevant corporate or personal password and select [Sign in](#).



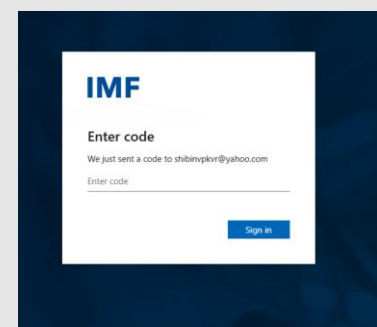
a) If you use your corporate email (e.g., @reuters.com, @bbc.co.uk), you may be redirected to your corporate website to complete the login process. Use your corporate password.



b) Personal Microsoft or Gmail accounts will be redirected to a Google login page to complete the process. Use your Microsoft/Google passwords.



c) If neither option applies, a One-Time Password will be sent to your registered email address. Please enter the code you receive and click [Sign in](#).



Compilers Hub Access Guide

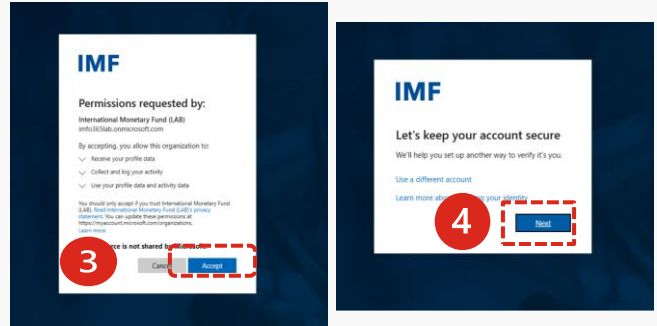
Quick Reference Card

Accept Permissions

3. Upon logging in with your email and password, you will be asked to Accept Permissions for the IMF.

Select **Accept** to continue.

4. When you are ready, click on **Next**.



You will be prompted to either configure or use Microsoft Authenticator. This two-factor authentication adds an extra layer of security to your login process.

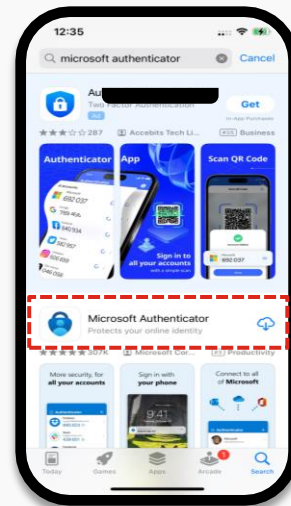
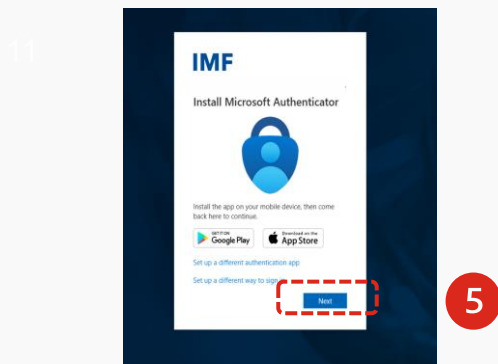
Install *Microsoft Authenticator*

5. You will be prompted to Install Microsoft Authenticator.

On your phone, go to the Apple Store or Google Play to download Microsoft Authenticator

When you are ready, on your computer click on **Next**.

While there are numerous authentication apps available, select the one branded by Microsoft.



Compilers Hub Access Guide

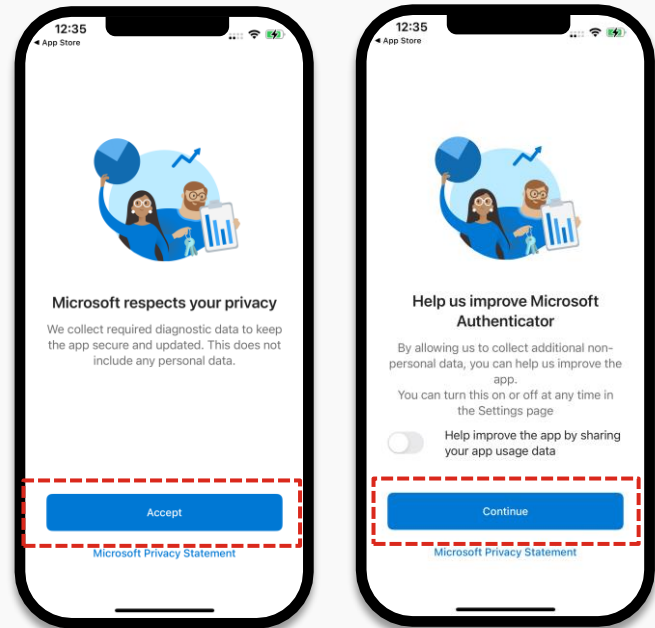
Quick Reference Card

Add *MS Authenticator* to your account

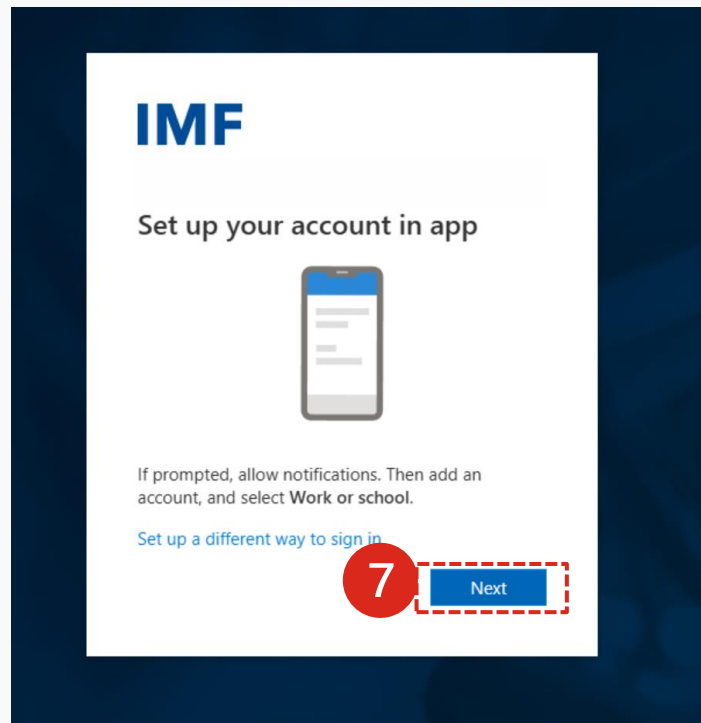
6. Open the *Microsoft Authenticator* app on your Phone and **Accept** the privacy statement.

Tap on **Continue**. Allowing app usage data is optional.

6



7. On your PC, click on **Next**.



Compilers Hub Access Guide

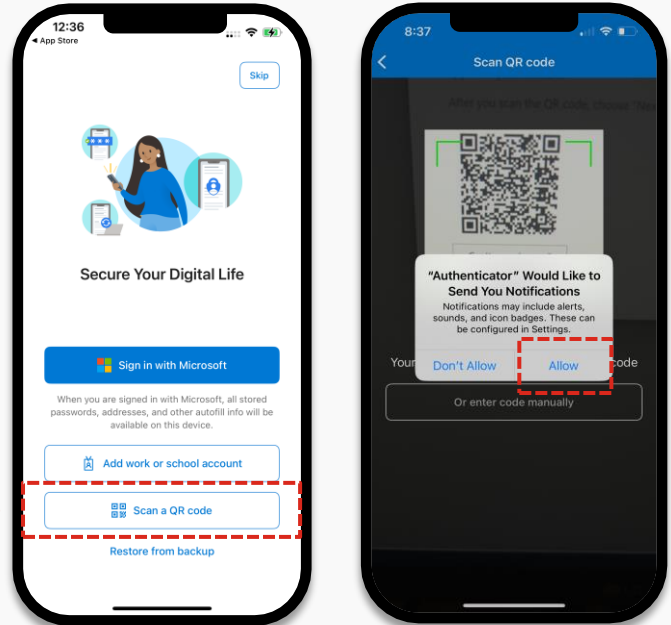
Quick Reference Card

Add MS Authenticator to your account

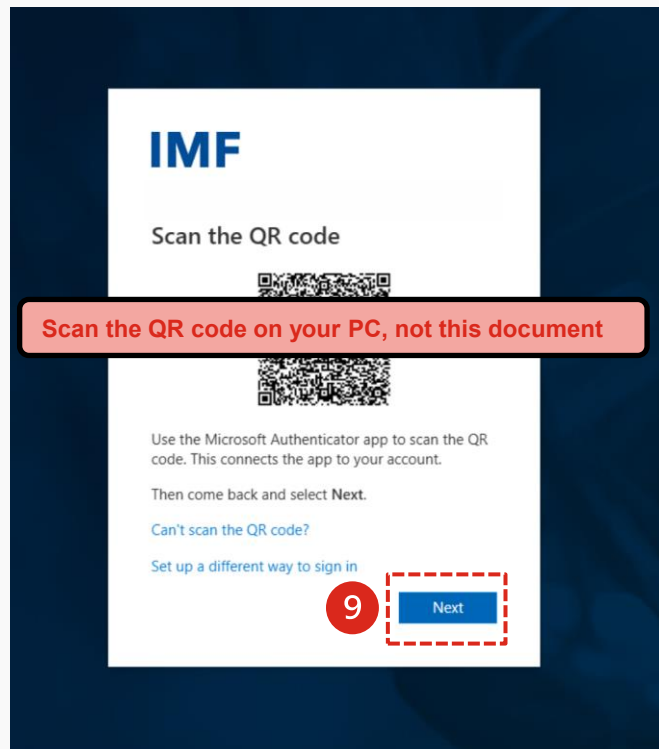
8. Tap on Scan a QR code.

Allow access to your camera and scan the QR code on your computer.

8



9. After scanning, click Next on your PC.



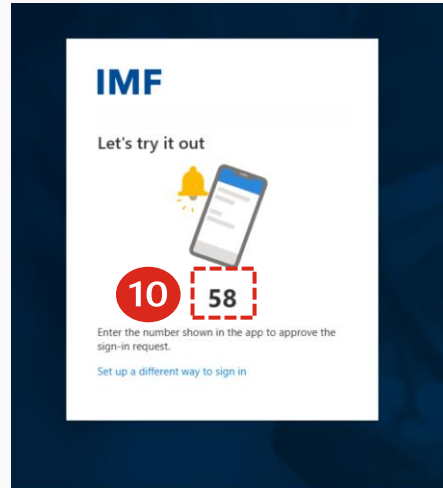
Compilers Hub Access Guide

Quick Reference Card

Add *MS Authenticator* to your account

Microsoft will then test your new two-factor authentication:

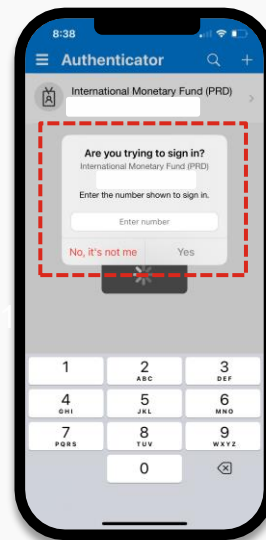
10. A **two-digit number** will be shown on your **PC**.



11. On your **phone**, open the *MS Authenticator* prompt and enter the **two-digit number** shown on your **PC**.

Tap **Yes** to confirm it is you.

11



12. Click **Done** and you are done. You will be navigated to the application terms of use.



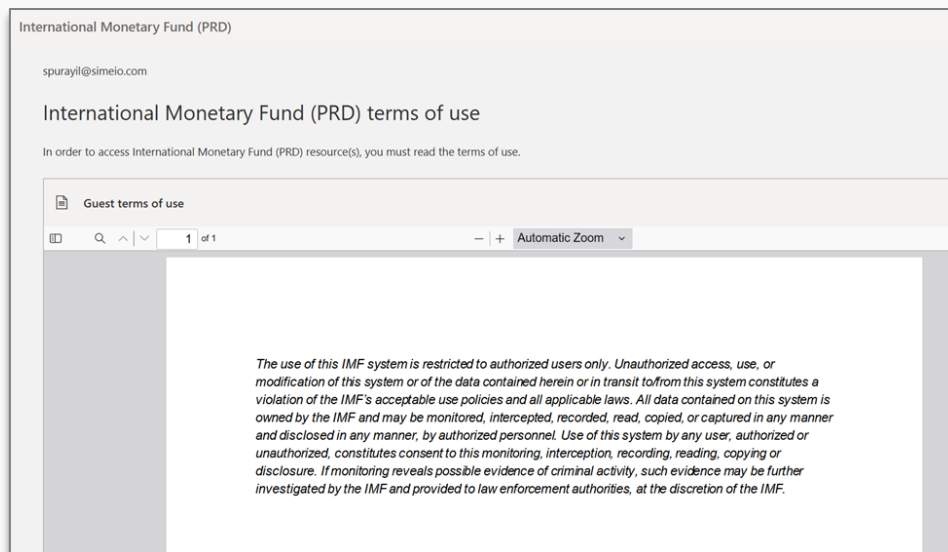
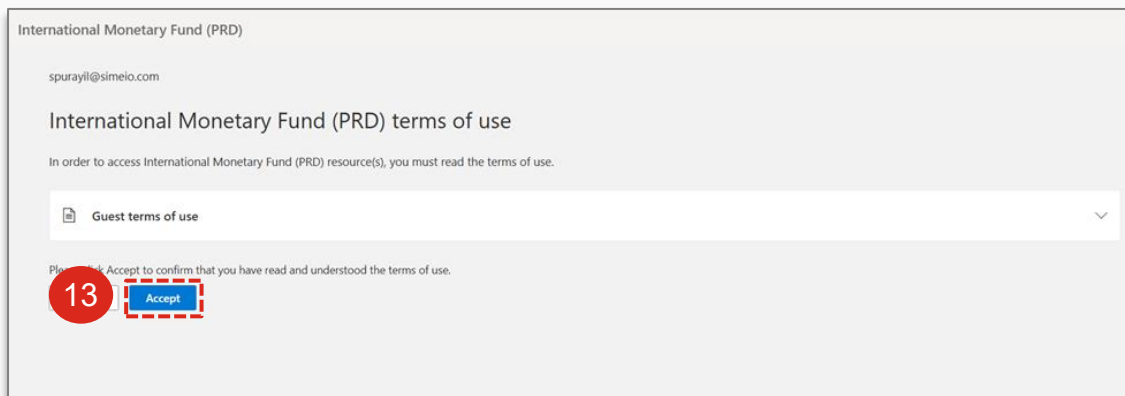
Compilers Hub Access Guide

Quick Reference Card

Access Terms of Use and Access Application

13. Review the [Guest terms of use](#) and click [Accept](#).

You will be directed to the application you wish to access.



Compilers Hub Access Guide

Quick Reference Card

Account Setup

14. For first time users will be directed to update their account. Select your Domains, Topics, Interests, and Skillsets. Then click [Update](#) to save the information.

IMF Microsoft 365

Compilers Hub > Resources Home > Profile

Resources Community Forum Project Collaboration My Profile (0) Edit Private group | IMF and External 1 member

Share

Welcome to Compilers Hub Account Update

First Name: Sharath Last Name: Rao Chub Organization: African Development Bank

Email ID: externaluserchub1@gmail.com Country: India Title: Govt Org

What are your main domains?

Domains *

<input checked="" type="checkbox"/> Cross - Cutting	<input type="checkbox"/> Editing Title	<input checked="" type="checkbox"/> Environmental and Climate Statistics	<input checked="" type="checkbox"/> External Sector Statistics
<input checked="" type="checkbox"/> Financial Sector Statistics	<input checked="" type="checkbox"/> Government Finance Statistics	<input type="checkbox"/> Pentest	<input checked="" type="checkbox"/> Price Statistics CPL, PPI, RPII
<input type="checkbox"/> Scanner data	<input checked="" type="checkbox"/> Social Statistics	<input checked="" type="checkbox"/> Statistical Techniques	<input checked="" type="checkbox"/> Test Domain 1
<input type="checkbox"/> Time series	<input type="checkbox"/> Time series analysis of price data	<input type="checkbox"/> Trade in value-added analysis	<input type="checkbox"/> Trade integration indices
<input type="checkbox"/> Trade policy analysis	<input type="checkbox"/> Unemployment statistics	<input type="checkbox"/> Update to GFSM 2014	<input type="checkbox"/> Validation
<input type="checkbox"/> Value Added/Income Tax	<input type="checkbox"/> Venture capital statistics		

Skillset *

Master Reference

See other Skillset

14 Update Account

14

Users are now able to explore the members portal and use/navigate the application.